

FUJIFILM
expect INNOVATION™

HA PREMIER



DIGI
POWER

QuickZoom

HA18x7.6BE RM/RD

Technology That Inspires...

FUJINON

HA18x7.6BE RM/RD*



DIGI POWER **QuickZoom**

Zoom Ratio / Format	18X / 2/3"
Focal Length	7.6 to 137 mm
Extender	(2X) 15.2 to 274 mm
Maximum Relative Aperture	1:1.8 (7.6 ~ 103 mm) 1:2.4 (137 mm)
Maximum Photometric Aperture T-No.	1:1.9 (7.6 ~ 105 mm) 1:2.6 (137 mm)
Angular Field of View 16:9 Aspect Ratio	7.6 mm64° 30' x 39° 03' 137 mm4° 01' x 2° 15' (2X) 15.2 mm35° 01' x 20° 07' 274 mm2° 00' x 1° 08'
M.O.D. from Image Plane	0.87 m
M.O.D. from Front of Lens	0.6 m
Object Dimensions at M.O.D.	7.6 mm738 x 415 mm 137 mm41 x 23 mm (2X) 15.2 mm384 x 196 mm 274 mm21 x 12 mm
Filter Size	ø 82 mm P=0.75 (On Barrel)
Dia ø x Length (w/o Hood)	ø85 x 204 mm
Weight (w/o Hood)	1.58 kg / 1.65 kg*
Options	Ratio Converter / 16 Bit Encoder
Features	Inner Focus / Zoom Limit / Quick Zoom

*RD contain servos for zoom and focus.

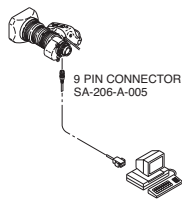
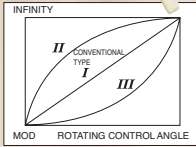
ACCESSORIES: HD & SD ENG/EFP

THREE-MODE FINE FOCUS

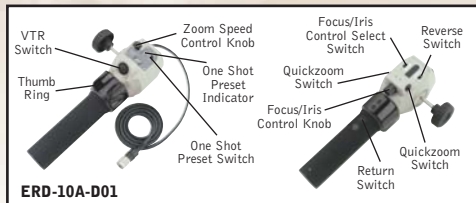
By shifting the sensitivity from the wide side to the telephoto side of the focus range, this control provides more precise focusing for studio or sports productions.

SERIAL DIGITAL REMOTE CONTROL BY PC

Remote control of zoom, focus and iris for Digipower lenses is possible via serial digital link, providing accurate positioning for virtual studio and other applications requiring digital precision.




DIGI ZOOM DEMAND*



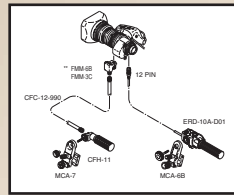
*New Digital features only available on ERM/ERD-M/S.

- A. CFC-990 Flex Cable
- B. FMM-3B/6B Manual Module
- C. ZMM-6 Manual Module
- D. EBF-1 Focus Cable
- E. MCA-6
- F. ERD-20A-A02 Zoom Demand
- G. FSP-13G Focus Positional Module
- H. EPD-4A-E02
- I. CZH-14 Focus Handle
- J. CFH-11 Focus Handle
- K. MCA-7 Mounting Clamp
- L. EPD-20A-A01/A02 Focus Demand
- M. ERD-10A-D01 Zoom Demand
- N. ALH-117A-A02 Support for HA36x/A36x HA42x

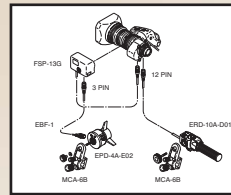


DIGI POWER REAR CONTROL KITS

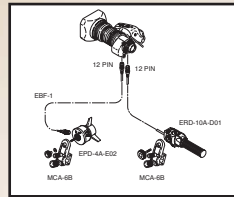
MS-11D Manual Focus/Servo Zoom
For use with RM/ZM type lenses.



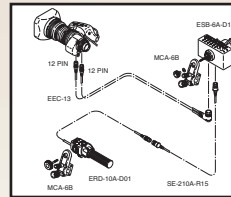
SS-11D Servo Focus/Servo Zoom
For use with RM/ZM type lenses.



SS-13D Servo Focus/Servo Zoom
For use with RD/ZD type lenses.

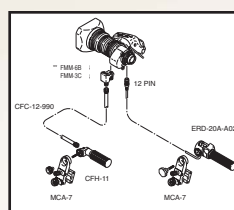


SS-14S Servo Focus/Servo Zoom
For use with RD/ZD type lenses.

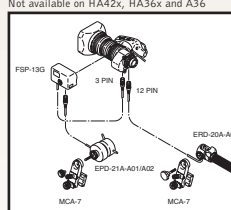


STANDARD REAR CONTROL KITS

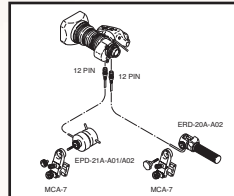
MS-11 Manual Focus/Servo Zoom



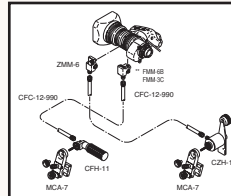
SS-11 Servo Focus/Servo Zoom
Not available on HA42x, HA36x and A36



SS-13A Servo Focus/Servo Zoom
For use with ERD type lenses.



MM-11 Manual Focus/Manual Zoom
Not available on HA42x, HA36x and A36x



*Specify camera type
**FMM-3C for use on HA36x, HA42x and HA25x

MOUNTING SYSTEM

Fujinon has replaced the "cone" shaped mounting system with the "tooth" system. The cone type may still be ordered as a special order.



ACCESSORIES: HD ENG/EFP

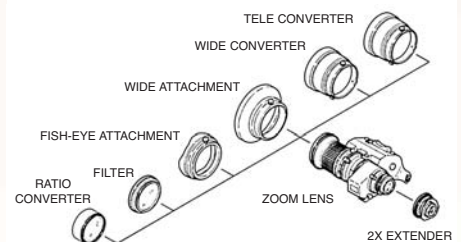
LENS CONVERTERS



HD/ENG LENS CONVERTERS

Model	Type	ø Size	Converter* Mag.	Converted Focal Length (mm)	M.O.D. (m)	Weight (kg)
HS16x4.6	TELE	95 mm	TCV-H95 1.5x	74.0→111.0	0.90	1.00
	WIDE	95 mm	WCV-H95 0.8x	4.6→3.9	0.29	1.00
HS18x5.5/ HS18x5.5	TELE	85 mm	TCV-H85 1.5x	100.0→150.0	1.35	1.10
	WIDE	85 mm	WCV-H85 0.8x	5.5→4.4	0.38	1.05
	WIDE	85 mm	WAT-H85 0.7x	5.5→3.9	0.29	0.36
	FISHEYE	85 mm	F-ATH85 0.57x	5.5→3.1	0.19	0.36
HA16x6.3	TELE	95 mm	TCV-H95 1.5x	101.0→152.0	0.90	1.00
	WIDE	95 mm	WCV-H95 0.8x	6.3→5.4	0.29	1.00
HA18x7.6/ HA18x7.6	TELE	85 mm	TCV-H85 1.5x	137.0→205.5	1.35	1.10
	WIDE	85 mm	WCV-H85 0.8x	7.6→6.1	0.38	1.05
	WIDE	85 mm	WAT-H85 0.7x	7.6→5.3	-	0.36
	FISHEYE	85 mm	F-ATH85 0.57x	-	-	0.36
HA22x7.3E	TELE	110 mm	TCV-H110 1.5x	161.0→242.0	1.90	1.10
HA23x7.6E	TELE	100 mm	TCV-H100 1.5x	175.0→262.5	1.80	1.00
	WIDE	100 mm	WCV-H100 0.8x	7.6→6.1	0.51	1.05
	WIDE	100 mm	WAT-H100 0.7x	7.6→5.3	0.39	0.53
	FISHEYE	100 mm	F-ATH100 0.57x	7.6→4.3	0.26	0.63
XS17x5.5	TELE	85 mm	TCV-H85 1.5x	94.0→141.0	1.35	1.10
	WIDE	85 mm	WCV-H85 0.8x	5.5→4.4	0.38	1.05
	WIDE	85 mm	WAT-H85 0.7x	5.5→3.8	0.29	0.36
	FISHEYE	85 mm	F-ATH85 0.57x	5.5→3.1	0.19	0.36
ZA17x7.6	TELE	85 mm	TCV-H85 1.5x	130.0→195.0	1.35	1.10
	WIDE	85 mm	WCV-H85 0.8x	7.6→6.1	0.38	1.05
	WIDE	85 mm	WAT-H85 0.7x	7.6→5.3	0.29	0.36
	FISHEYE	85 mm	F-ATH85 0.57x	7.6→4.3	0.19	0.36
ZA22x7.6	TELE	100 mm	TCV-H100 1.5x	167.0→250.5	1.80	1.00
	WIDE	100 mm	WCV-H100 0.8x	7.6→6.1	0.51	1.05
	WIDE	100 mm	WAT-H100 0.7x	7.6→5.3	0.39	0.53
	FISHEYE	100 mm	F-ATH100 0.57x	7.6→4.3	0.26	0.63

*TCV/WCV are zoom thru type **ø 95mm P-1 screw on type
Wide attachment and fisheye attachment can be used at WIDE END.
Number of M.O.D. is at wide end.



Note: ERD-20A-A02 (F) and EPD-20A-A02 (L) replace the ERD-T22 and EPD-2CA.

For Sales Contact Information go to
www.Fujinon.com